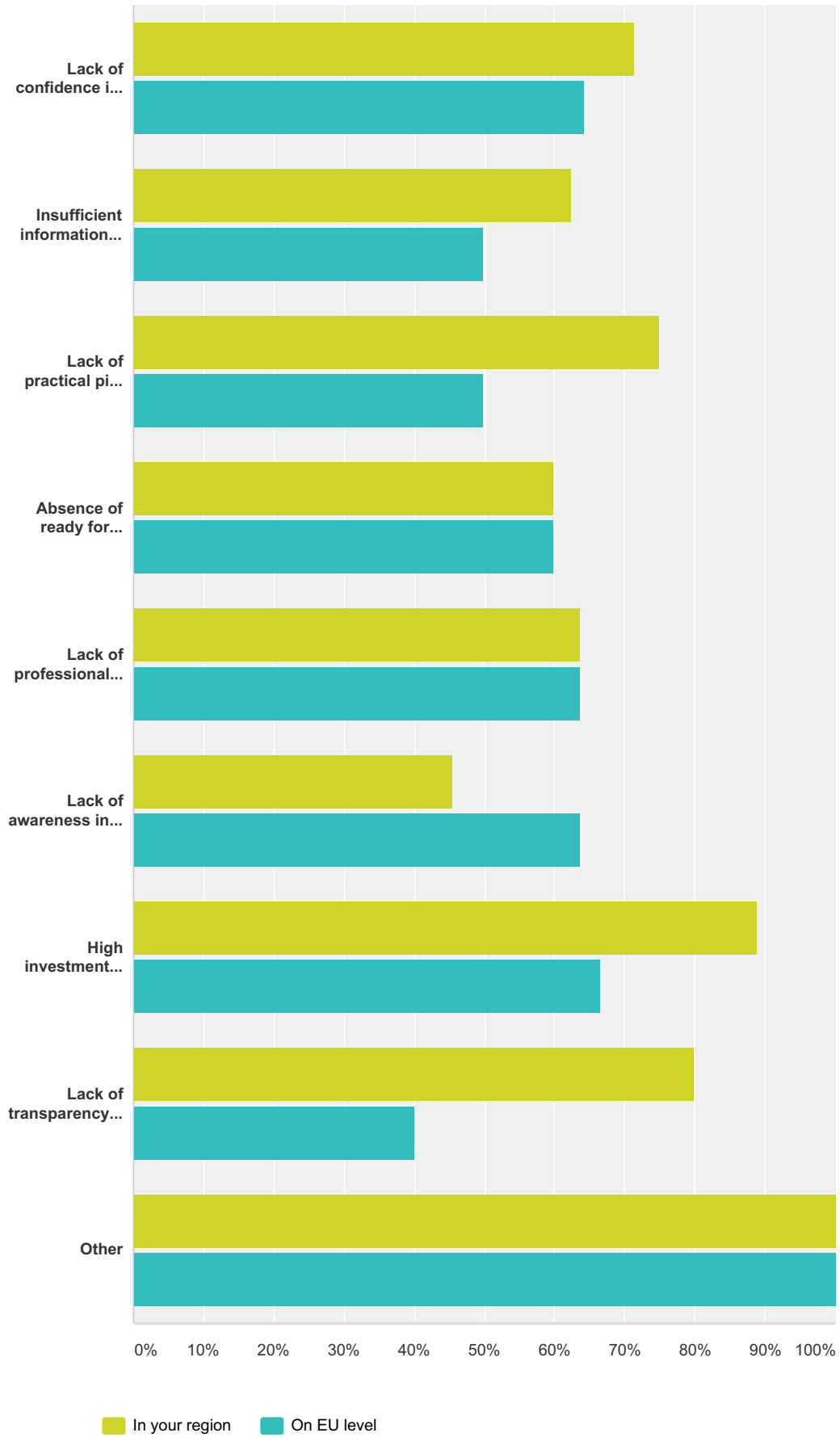


**Q1 Barriers – below you will see a list of potential barriers for the development of the PEB market. Please tick the in your opinion the THREE most significant barriers for your region (country) / on EU level.**

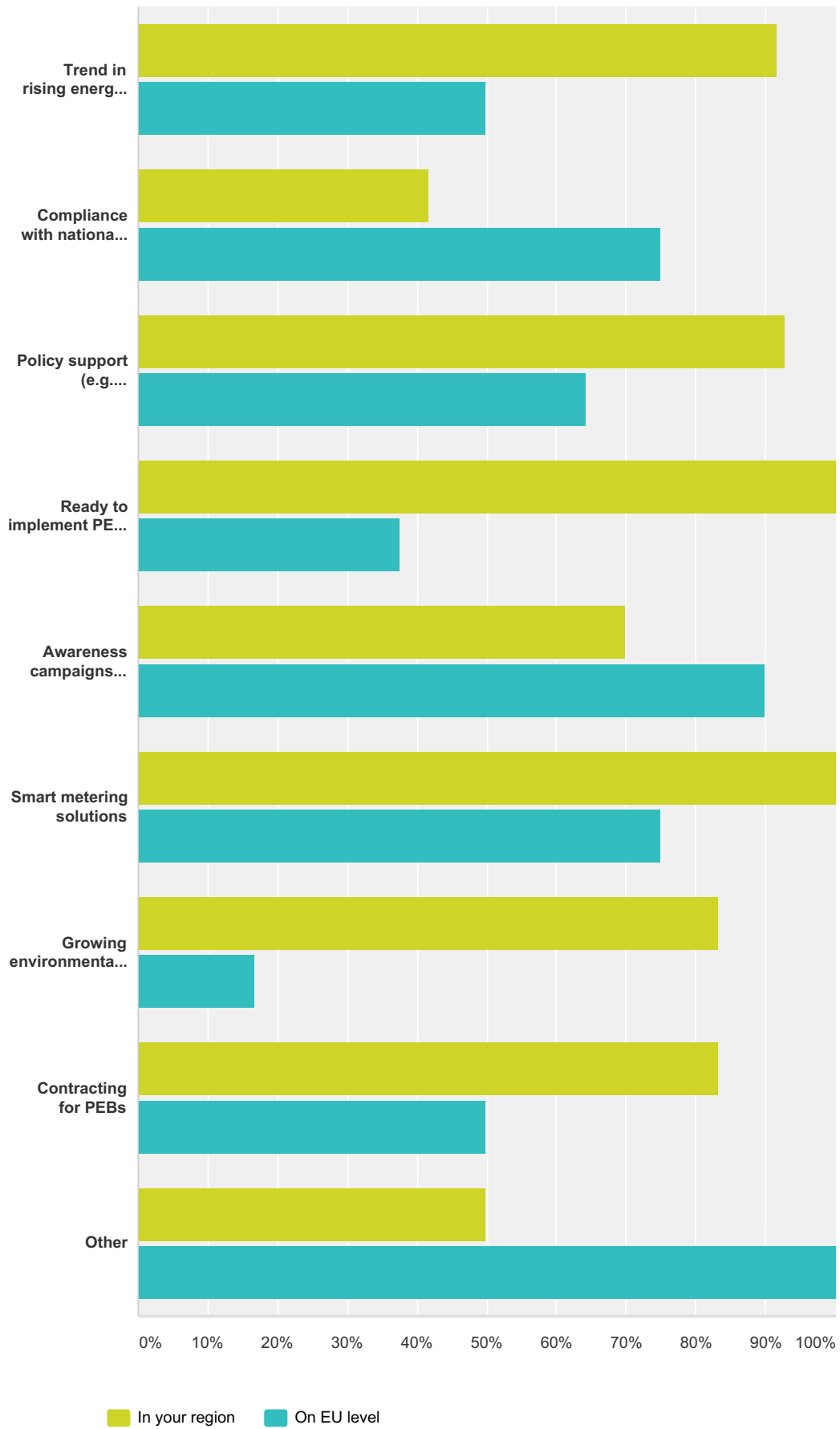
Answered: 18 Skipped: 4



	In your region	On EU level	Total Respondents
Lack of confidence in PEB technology and its economic feasibility	<b>71.43%</b> 10	<b>64.29%</b> 9	14
Insufficient information about PEB potentials	<b>62.50%</b> 5	<b>50.00%</b> 4	8
Lack of practical pilot installations and demo objects	<b>75.00%</b> 6	<b>50.00%</b> 4	8
Absence of ready for implementation "PEB model solutions"	<b>60.00%</b> 3	<b>60.00%</b> 3	5
Lack of professional know-how in actor groups (e.g. architects, engineers, consultants, technicians etc.)	<b>63.64%</b> 7	<b>63.64%</b> 7	11
Lack of awareness in the demand groups (e.g. developers, consumers)	<b>45.45%</b> 5	<b>63.64%</b> 7	11
High investment costs	<b>88.89%</b> 8	<b>66.67%</b> 6	9
Lack of transparency with regard to available funding	<b>80.00%</b> 4	<b>40.00%</b> 2	5
Other	<b>100.00%</b> 2	<b>100.00%</b> 2	2

**Q2 Drivers – below you will see a list of potential drivers for the development of the PEB market. Please tick the in your opinion the THREE most important potential drivers for your region (country) / on EU level.**

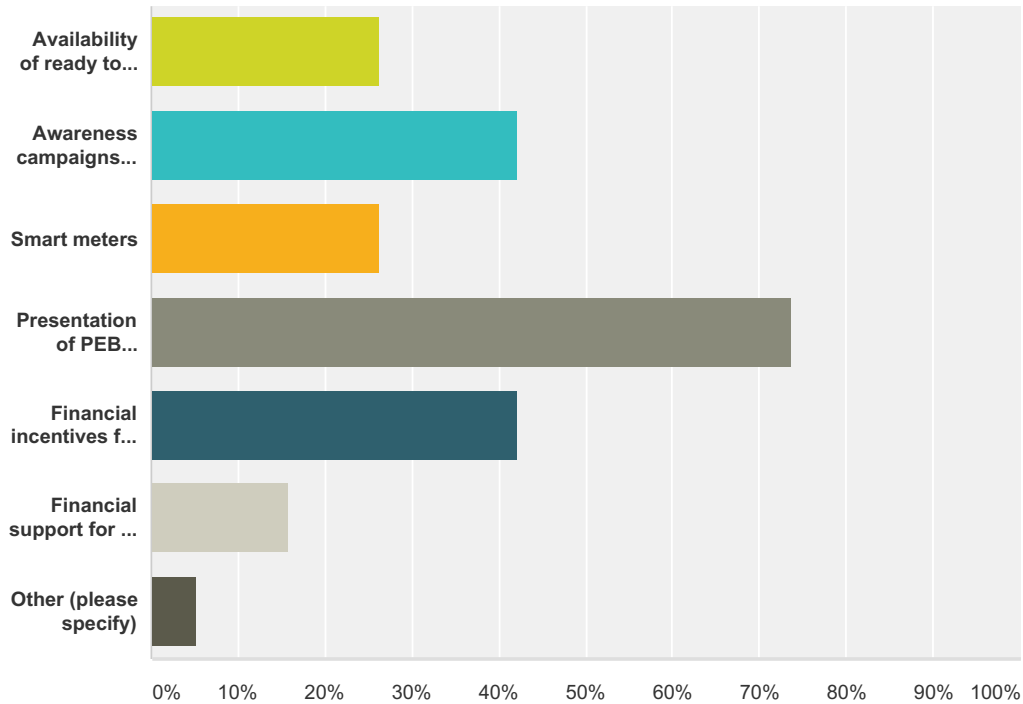
Answered: 19 Skipped: 3



	In your region	On EU level	Total Respondents
Trend in rising energy prices	<b>91.67%</b> 11	<b>50.00%</b> 6	12
Compliance with national energy/climate targets	<b>41.67%</b> 5	<b>75.00%</b> 9	12
Policy support (e.g. financing, consultation)	<b>92.86%</b> 13	<b>64.29%</b> 9	14
Ready to implement PEB solutions	<b>100.00%</b> 8	<b>37.50%</b> 3	8
Awareness campaigns communicating advantages of PEBs	<b>70.00%</b> 7	<b>90.00%</b> 9	10
Smart metering solutions	<b>100.00%</b> 4	<b>75.00%</b> 3	4
Growing environmental awareness in population	<b>83.33%</b> 5	<b>16.67%</b> 1	6
Contracting for PEBs	<b>83.33%</b> 5	<b>50.00%</b> 3	6
Other	<b>50.00%</b> 1	<b>100.00%</b> 2	2

### Q3 Implemented measures - which of the following measures were already implemented in your region with regard to PEBs?

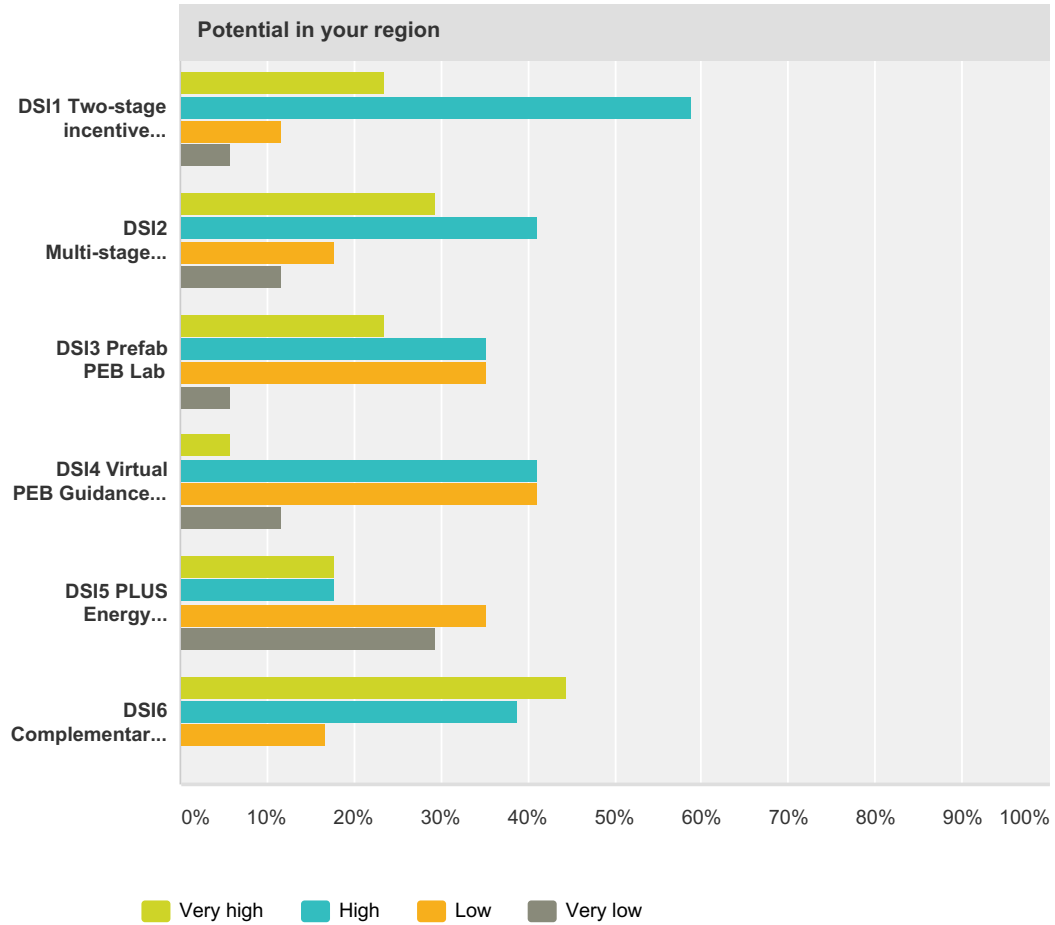
Answered: 19 Skipped: 3



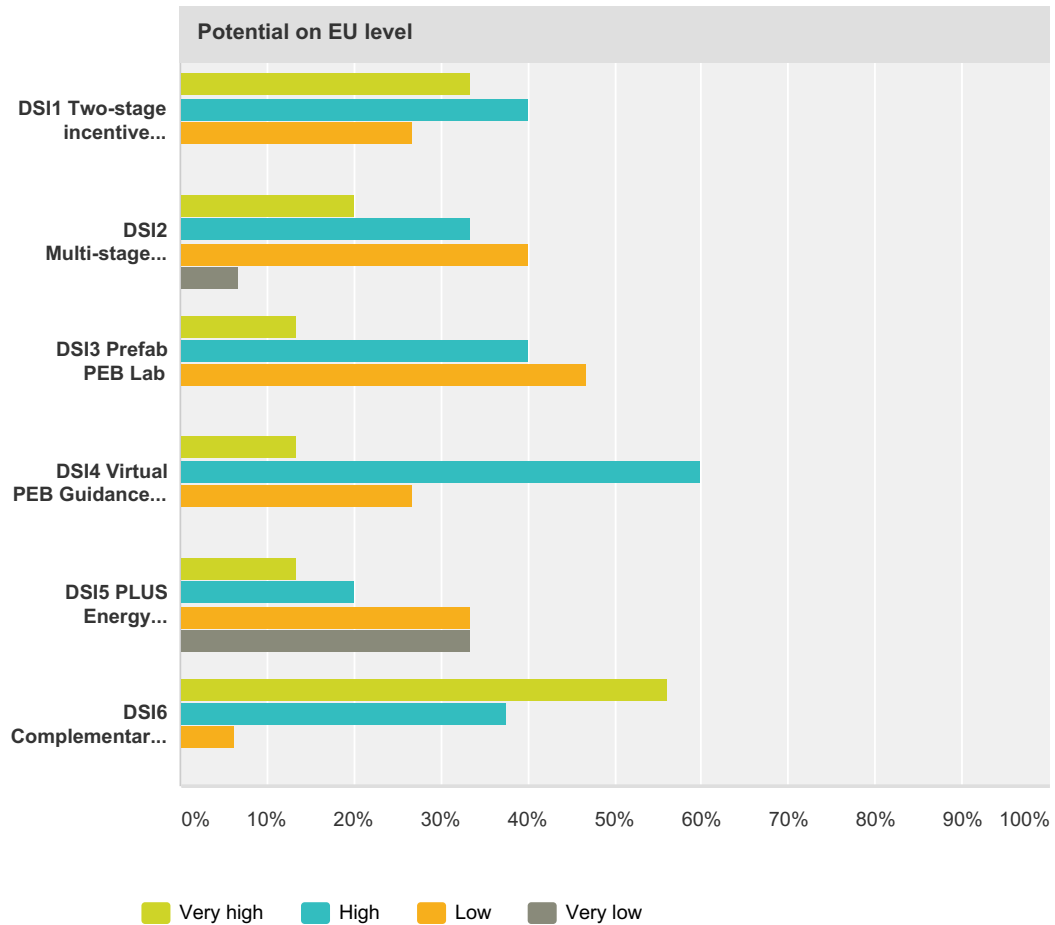
Answer Choices	Responses
Availability of ready to implement PEB solutions	26.32% 5
Awareness campaigns communicating the advantages of PEBs	42.11% 8
Smart meters	26.32% 5
Presentation of PEB technologies on specialized fairs	73.68% 14
Financial incentives for PEB technologies	42.11% 8
Financial support for PEB consultancy services	15.79% 3
Other (please specify)	5.26% 1
<b>Total Respondents: 19</b>	

### Q4 Please rate the DSI just discussed with regard to their potential to boost PEB development in your region / on EU level!

Answered: 18 Skipped: 4





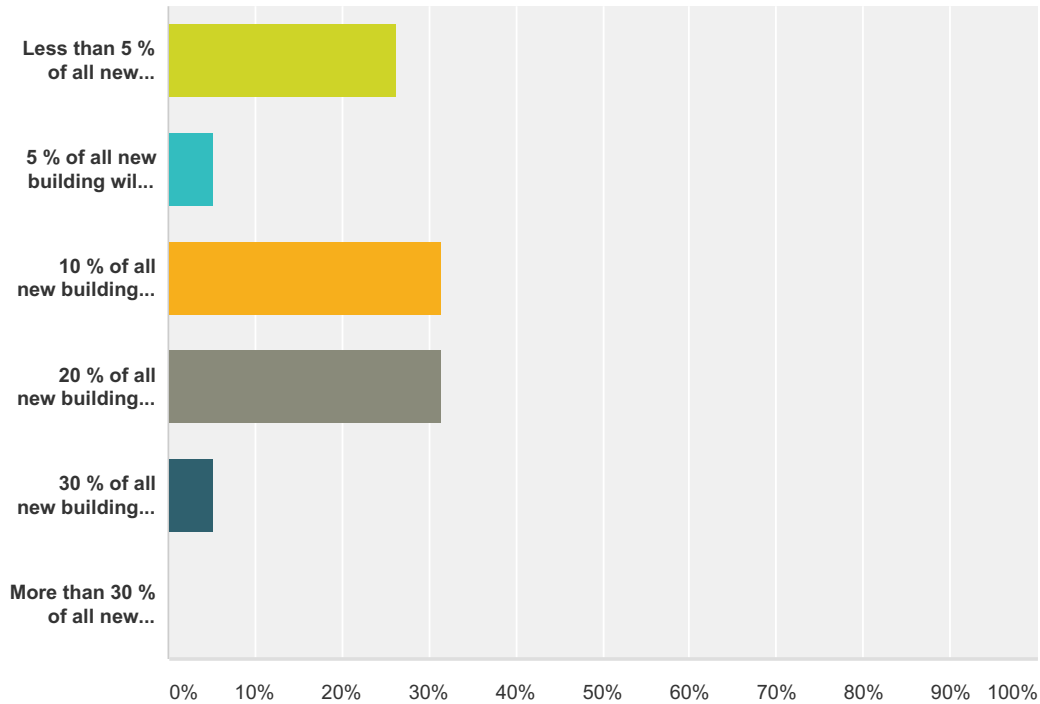


Potential in your region					
	Very high	High	Low	Very low	Total
DSI1 Two-stage incentive programme for the development & implementation PEB strategies	23.53% 4	58.82% 10	11.76% 2	5.88% 1	17
DSI2 Multi-stage voucher scheme	29.41% 5	41.18% 7	17.65% 3	11.76% 2	17
DSI3 Prefab PEB Lab	23.53% 4	35.29% 6	35.29% 6	5.88% 1	17
DSI4 Virtual PEB Guidance Tour	5.88% 1	41.18% 7	41.18% 7	11.76% 2	17
DSI5 PLUS Energy educational programme in schools	17.65% 3	17.65% 3	35.29% 6	29.41% 5	17
DSI6 Complementary financing instruments for PEBs	44.44% 8	38.89% 7	16.67% 3	0.00% 0	18
Potential on EU level					
	Very high	High	Low	Very low	Total
DSI1 Two-stage incentive programme for the development & implementation PEB strategies	33.33% 5	40.00% 6	26.67% 4	0.00% 0	15
DSI2 Multi-stage voucher scheme	20.00% 3	33.33% 5	40.00% 6	6.67% 1	15

DSI3 Prefab PEB Lab	<b>13.33%</b> 2	<b>40.00%</b> 6	<b>46.67%</b> 7	<b>0.00%</b> 0	15
DSI4 Virtual PEB Guidance Tour	<b>13.33%</b> 2	<b>60.00%</b> 9	<b>26.67%</b> 4	<b>0.00%</b> 0	15
DSI5 PLUS Energy educational programme in schools	<b>13.33%</b> 2	<b>20.00%</b> 3	<b>33.33%</b> 5	<b>33.33%</b> 5	15
DSI6 Complementary financing instruments for PEBs	<b>56.25%</b> 9	<b>37.50%</b> 6	<b>6.25%</b> 1	<b>0.00%</b> 0	16

### Q5 Share of PEBs - please estimate the PEB market share in the EU in newly constructed buildings by 2030 in the public sector.

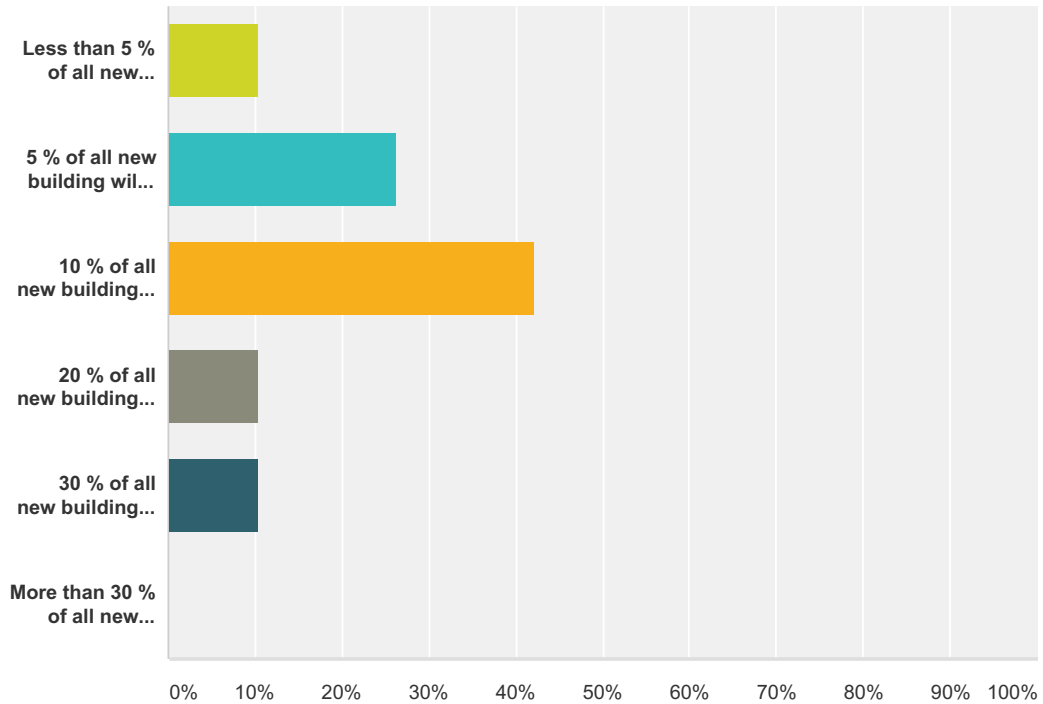
Answered: 19 Skipped: 3



Answer Choices	Responses
Less than 5 % of all new building will meet PEB standards	26.32% 5
5 % of all new building will meet PEB standards	5.26% 1
10 % of all new building will meet PEB standards	31.58% 6
20 % of all new building will meet PEB standards	31.58% 6
30 % of all new building will meet PEB standards	5.26% 1
More than 30 % of all new building will meet PEB standards	0.00% 0
<b>Total</b>	<b>19</b>

### Q6 Share of PEBs - please estimate the PEB market share in the EU in newly constructed buildings by 2030 in the private sector.

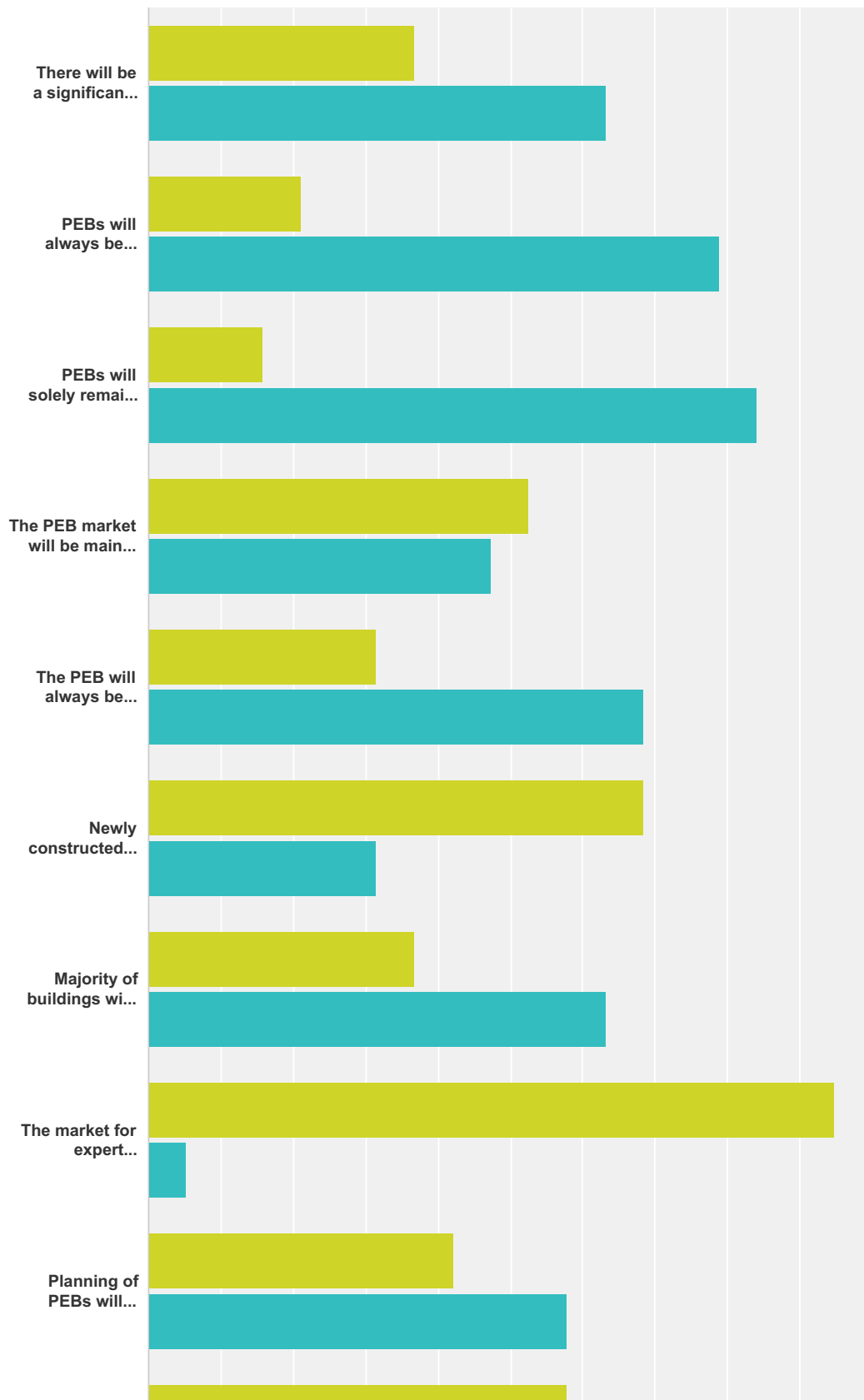
Answered: 19 Skipped: 3

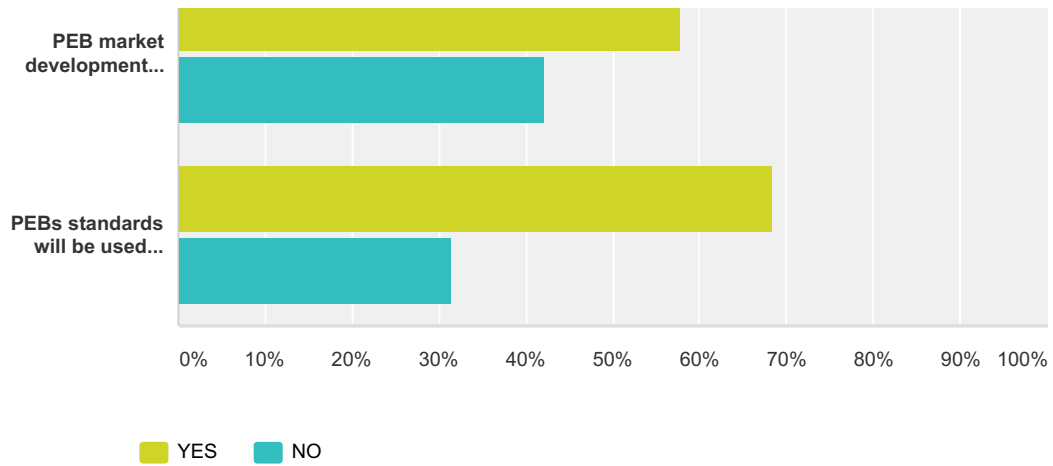


Answer Choices	Responses
Less than 5 % of all new building will meet PEB standards	10.53% 2
5 % of all new building will meet PEB standards	26.32% 5
10 % of all new building will meet PEB standards	42.11% 8
20 % of all new building will meet PEB standards	10.53% 2
30 % of all new building will meet PEB standards	10.53% 2
More than 30 % of all new building will meet PEB standards	0.00% 0
<b>Total</b>	<b>19</b>

### Q7 How do you envisage the PEB market to look like in 2030?

Answered: 19 Skipped: 3

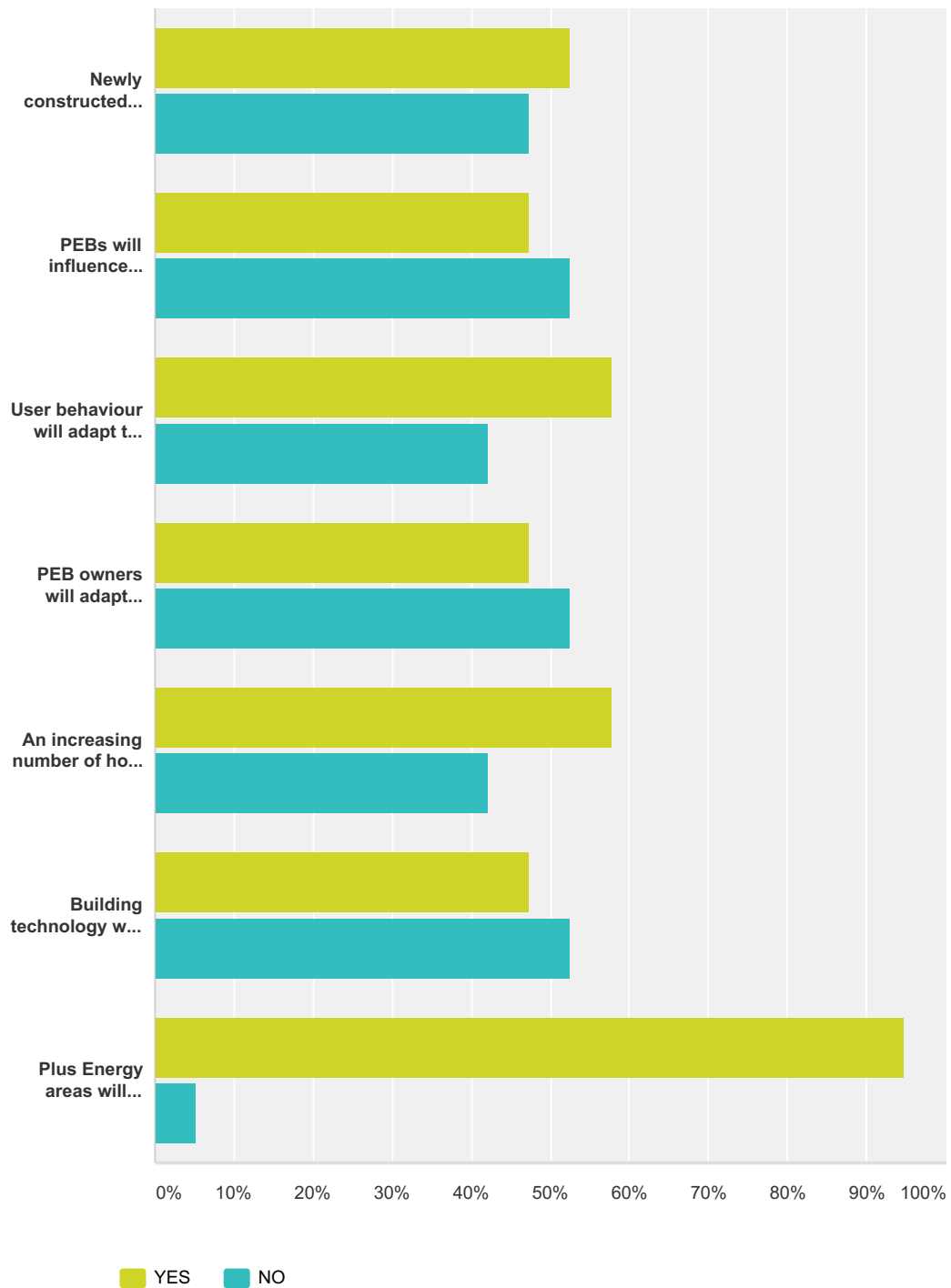




	YES	NO	Total
There will be a significant change in the building construction market towards PEB.	36.84% 7	63.16% 12	19
PEBs will always be limited to demonstration projects.	21.05% 4	78.95% 15	19
PEBs will solely remain in the public sector and not reach the private sector.	15.79% 3	84.21% 16	19
The PEB market will be mainly driven by private homeowners.	52.63% 10	47.37% 9	19
The PEB will always be highly individualized with little possibility to produce standard solutions.	31.58% 6	68.42% 13	19
Newly constructed buildings will allow an easy upgrade to PEB standard at a later time.	68.42% 13	31.58% 6	19
Majority of buildings will be constructed in better standards than the legal requirements.	36.84% 7	63.16% 12	19
The market for expert consultancy on sustainable construction will grow.	94.74% 18	5.26% 1	19
Planning of PEBs will remain a highly specialized field of just a few architects/planners.	42.11% 8	57.89% 11	19
PEB market development will lead to new jobs in the building sector.	57.89% 11	42.11% 8	19
PEBs standards will be used also in the refurbishment of buildings.	68.42% 13	31.58% 6	19

### Q8 How do you envisage user behaviour will change by 2030?

Answered: 19 Skipped: 3



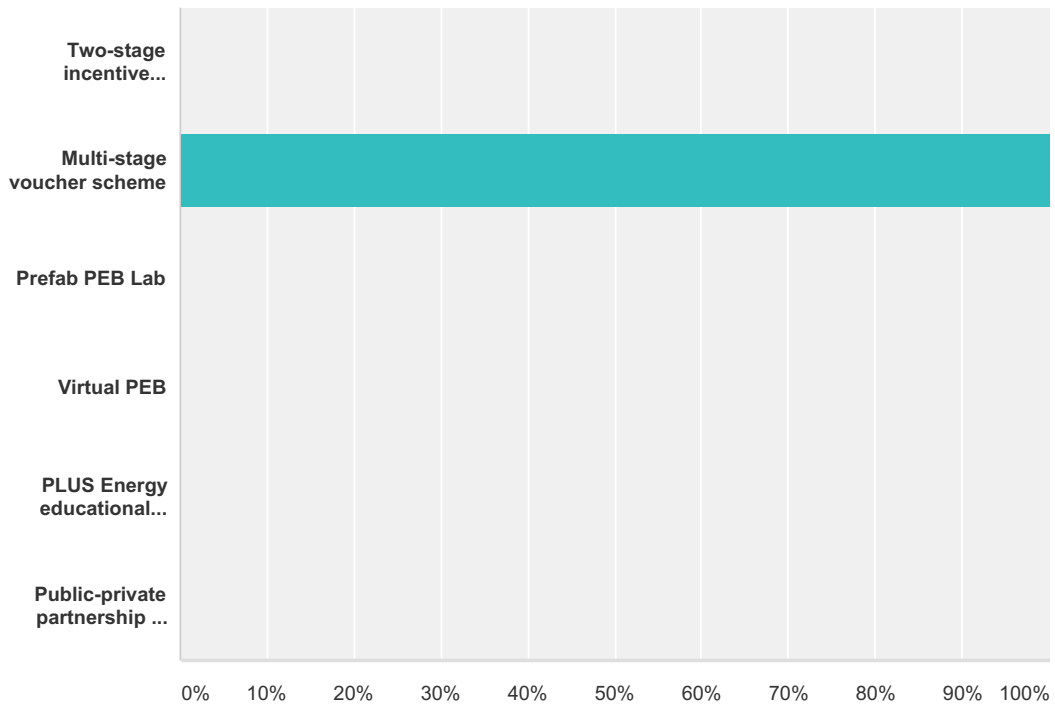
	YES	NO	Total
Newly constructed private homes will always include a monitoring system.	52.63% 10	47.37% 9	19

PEBs will influence personal mobility behavior (e.g. include charging station of electric bike or car).	<b>47.37%</b> 9	<b>52.63%</b> 10	19
User behaviour will adapt to the requirements of PEBs.	<b>57.89%</b> 11	<b>42.11%</b> 8	19
PEB owners will adapt their user behaviour to optimize the buildings energy balance.	<b>47.37%</b> 9	<b>52.63%</b> 10	19
An increasing number of home owners wants to reach private/personal energy self-sufficiency.	<b>57.89%</b> 11	<b>42.11%</b> 8	19
Building technology will minimize the influence of individual user behaviour.	<b>47.37%</b> 9	<b>52.63%</b> 10	19
Plus Energy areas will develop.	<b>94.74%</b> 18	<b>5.26%</b> 1	19



### Q9 Instrument 1

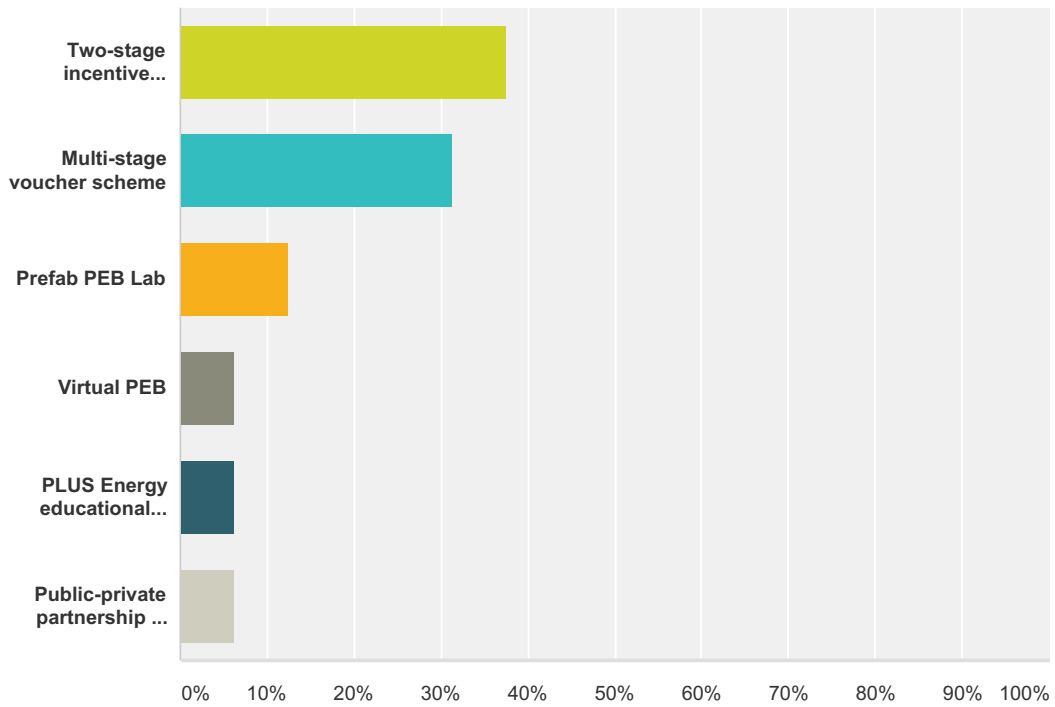
Answered: 2 Skipped: 20



Answer Choices	Responses
Two-stage incentive programme for the development & implementation PEB strategies	0.00% 0
Multi-stage voucher scheme	100.00% 2
Prefab PEB Lab	0.00% 0
Virtual PEB	0.00% 0
PLUS Energy educational programme in schools	0.00% 0
Public-private partnership for crowd funding of community service PEBs	0.00% 0
<b>Total</b>	<b>2</b>

### Q10 Instrument 2

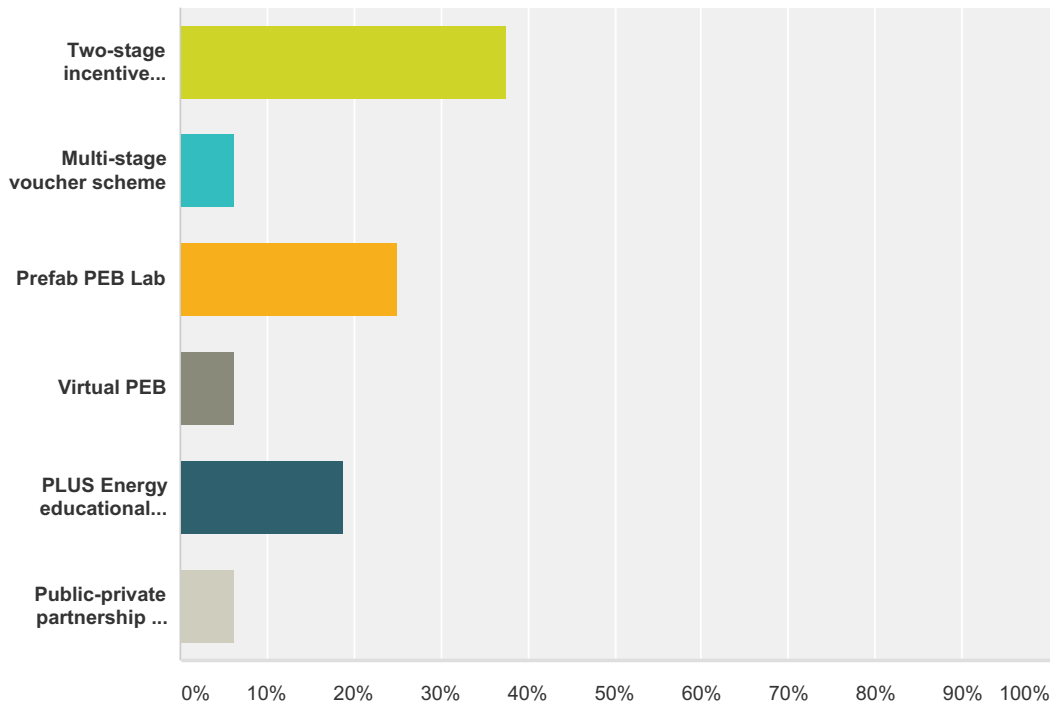
Answered: 16 Skipped: 6



Answer Choices	Responses
Two-stage incentive programme for the development & implementation PEB strategies	37.50% 6
Multi-stage voucher scheme	31.25% 5
Prefab PEB Lab	12.50% 2
Virtual PEB	6.25% 1
PLUS Energy educational programme in schools	6.25% 1
Public-private partnership for crowd funding of community service PEBs	6.25% 1
<b>Total</b>	<b>16</b>

### Q11 Instrument 3

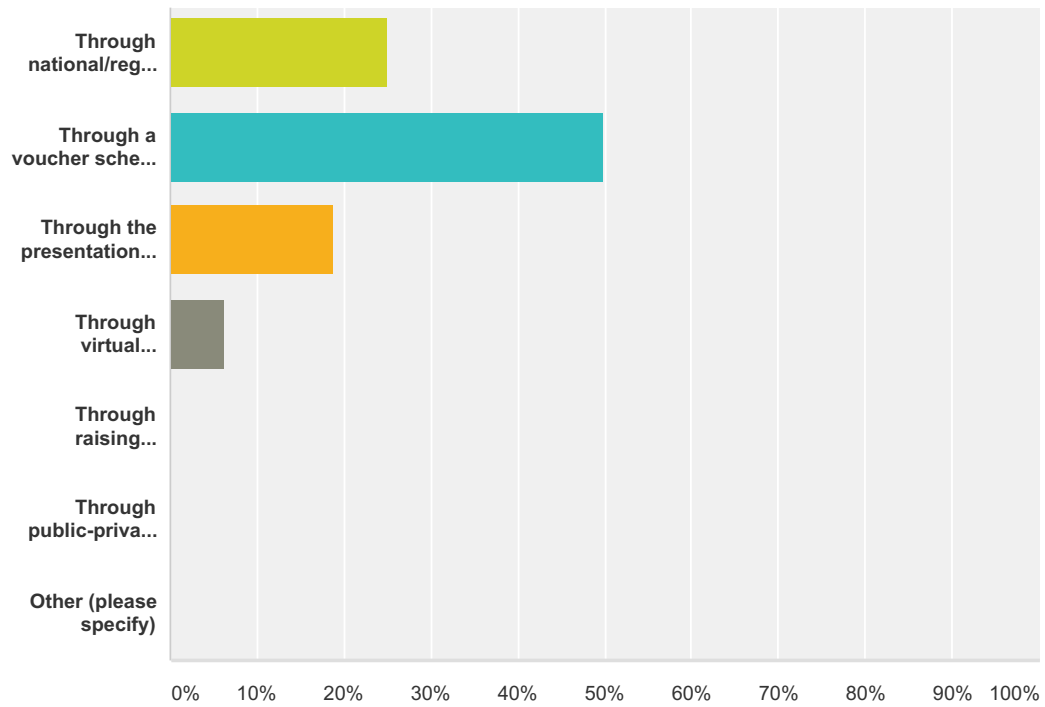
Answered: 16 Skipped: 6



Answer Choices	Responses
Two-stage incentive programme for the development & implementation PEB strategies	37.50% 6
Multi-stage voucher scheme	6.25% 1
Prefab PEB Lab	25.00% 4
Virtual PEB	6.25% 1
PLUS Energy educational programme in schools	18.75% 3
Public-private partnership for crowd funding of community service PEBs	6.25% 1
<b>Total</b>	<b>16</b>

### Q12 Approach 1

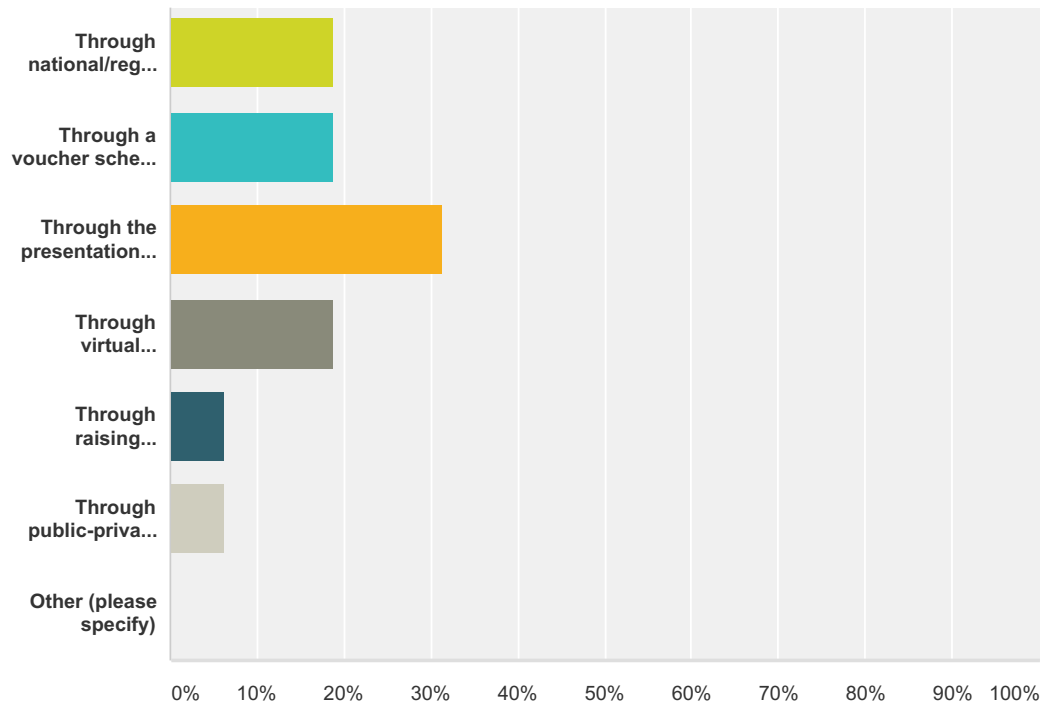
Answered: 16 Skipped: 6



Answer Choices	Responses
Through national/regional PEB strategies	25.00% 4
Through a voucher scheme covering consultancy and costs	50.00% 8
Through the presentation of prefabricated PEB model solutions	18.75% 3
Through virtual guidance tours giving answers to the crucial questions for future PEB owners	6.25% 1
Through raising awareness in schools	0.00% 0
Through public-private partnerships	0.00% 0
Other (please specify)	0.00% 0
<b>Total</b>	<b>16</b>

### Q13 Approach 2

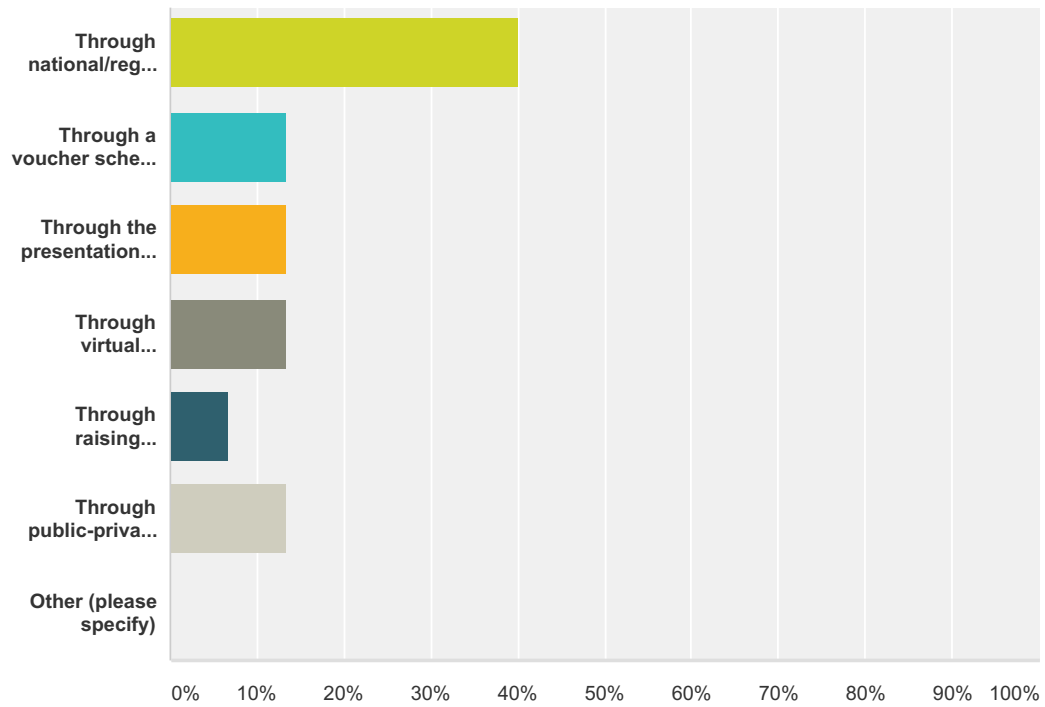
Answered: 16 Skipped: 6



Answer Choices	Responses
Through national/regional PEB strategies	18.75% 3
Through a voucher scheme covering consultancy and costs	18.75% 3
Through the presentation of prefabricated PEB model solutions	31.25% 5
Through virtual guidance tours giving answers to the crucial questions for future PEB owners	18.75% 3
Through raising awareness in schools	6.25% 1
Through public-private partnerships	6.25% 1
Other (please specify)	0.00% 0
<b>Total</b>	<b>16</b>

### Q14 Approach 3

Answered: 15 Skipped: 7



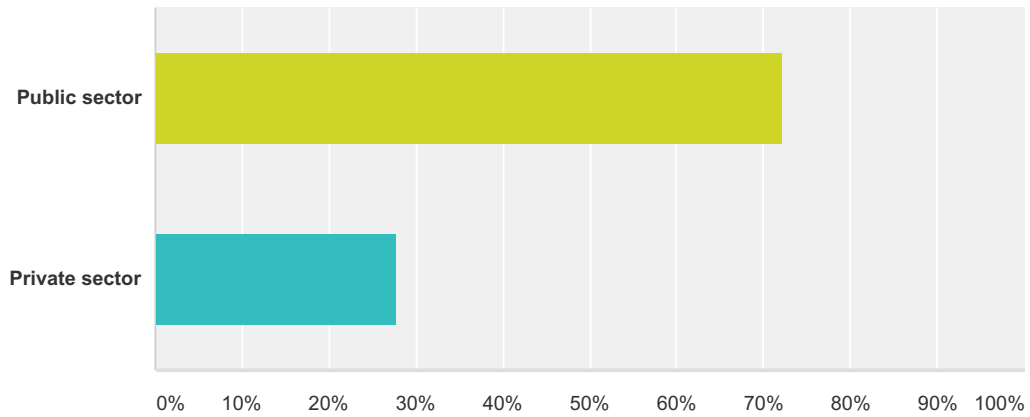
Answer Choices	Responses
Through national/regional PEB strategies	40.00% 6
Through a voucher scheme covering consultancy and costs	13.33% 2
Through the presentation of prefabricated PEB model solutions	13.33% 2
Through virtual guidance tours giving answers to the crucial questions for future PEB owners	13.33% 2
Through raising awareness in schools	6.67% 1
Through public-private partnerships	13.33% 2
Other (please specify)	0.00% 0
<b>Total</b>	<b>15</b>

**Q15 Further comments - share them with us!**

Answered: 3 Skipped: 19

### Q16 Which sector are you working in?

Answered: 18 Skipped: 4



Answer Choices	Responses
Public sector	72.22% 13
Private sector	27.78% 5
<b>Total</b>	<b>18</b>



**Q17 Personal information - voluntary**

Answered: 10 Skipped: 12

Answer Choices	Responses
Name	60.00% 6
Company	0.00% 0
Address	0.00% 0
Address 2	0.00% 0
City/Town	0.00% 0
State/Province	0.00% 0
ZIP/Postal Code	0.00% 0
Country	100.00% 10
Email Address	70.00% 7
Phone Number	0.00% 0