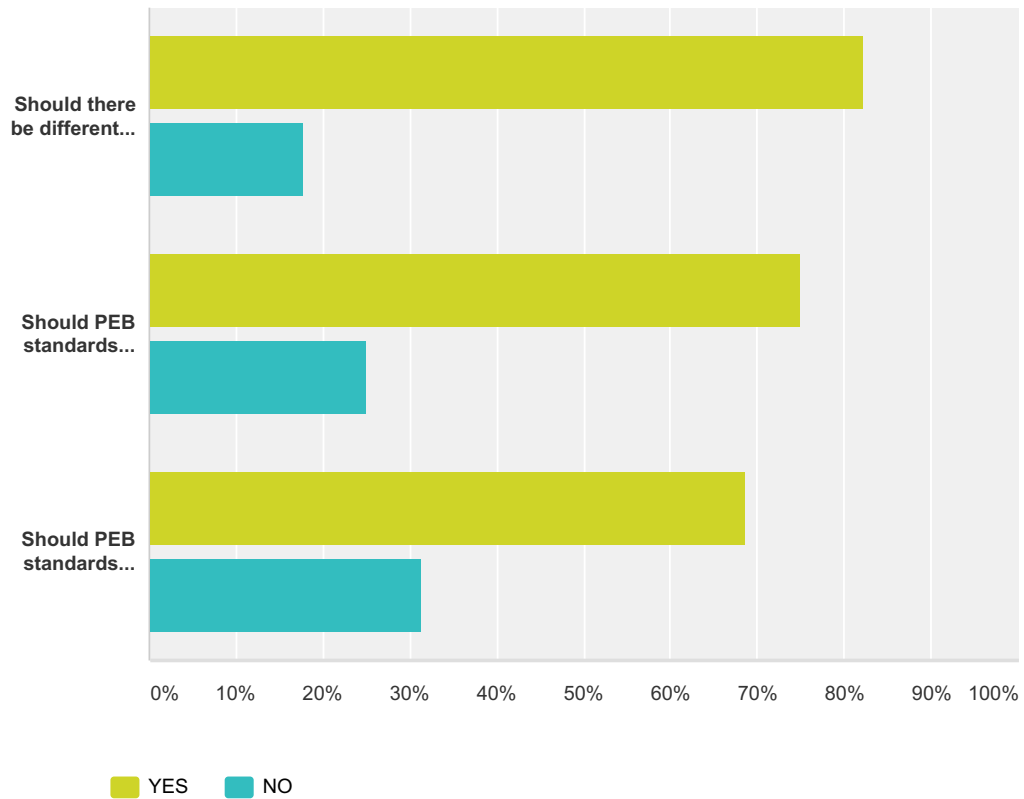


Q1 Can countries nationally define PEB standards or should there be equal in all EU country?

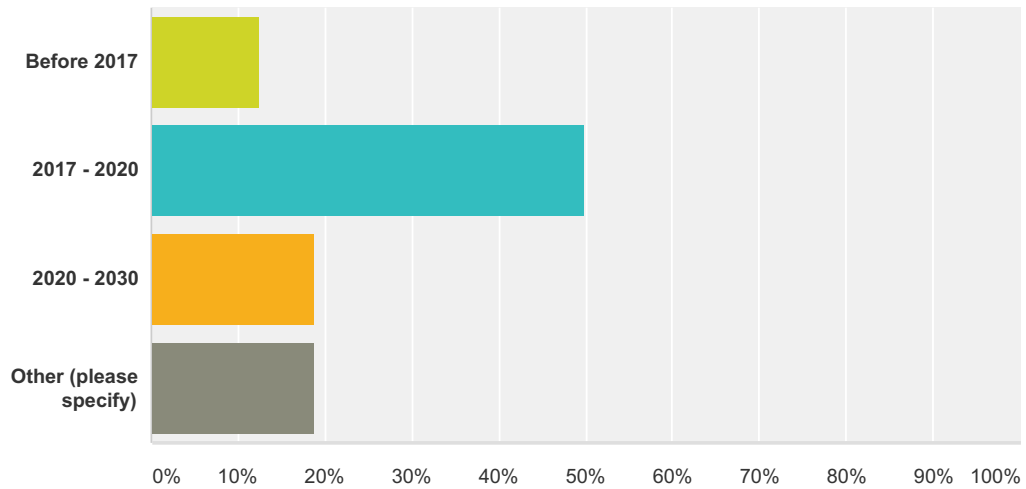
Answered: 18 Skipped: 0



| | YES | NO | Total |
|--|--------------|-------------|-------|
| Should there be different standards according to the climate conditions? | 82.35% 14 | 17.65% 3 | 17 |
| Should PEB standards defined on national level? | 75.00% 12 | 25.00% 4 | 16 |
| Should PEB standards defined on EU level? | 68.75% 11 | 31.25% 5 | 16 |

Q2 When do you think there will be the first pre-fab Plus Energy Building on the market?

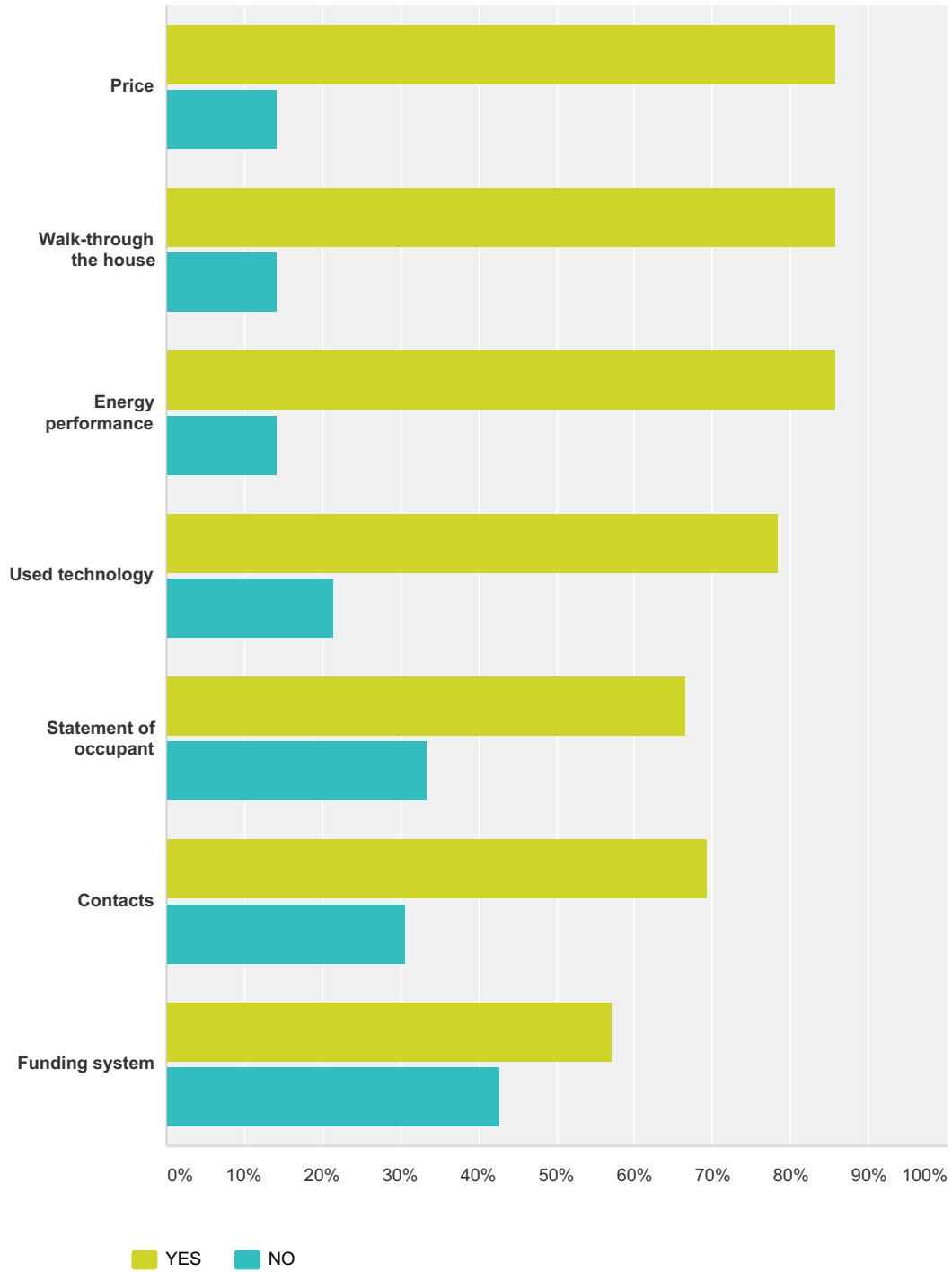
Answered: 16 Skipped: 2



| Answer Choices | Responses | Count |
|------------------------|-----------|-----------|
| Before 2017 | 12.50% | 2 |
| 2017 - 2020 | 50.00% | 8 |
| 2020 - 2030 | 18.75% | 3 |
| Other (please specify) | 18.75% | 3 |
| Total | | 16 |

Q3 Virtual PEB Guidance Tour (DSI4): What are the main features which should be presented within a virtual PEB guidance tour?

Answered: 15 Skipped: 3

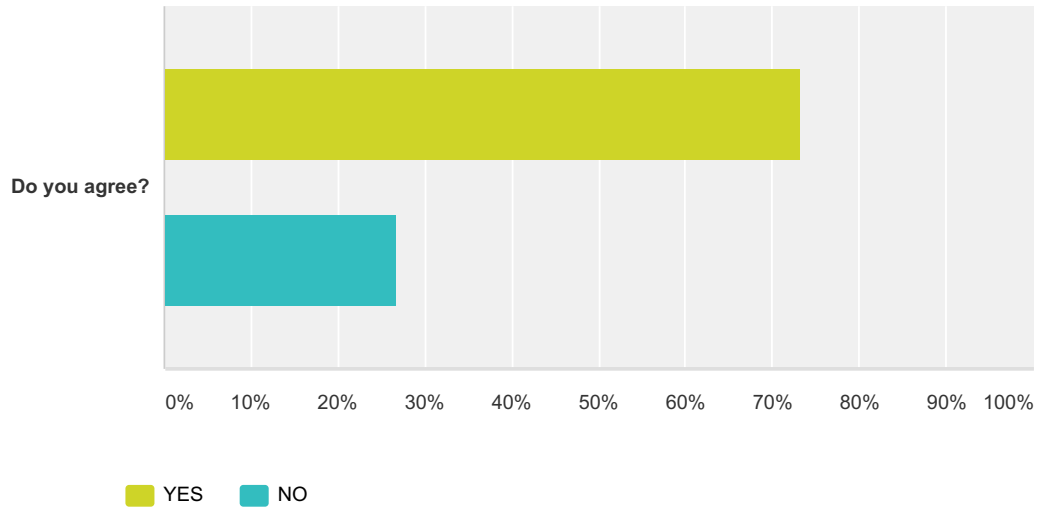


| YES | NO | Total |
|-----|----|-------|
|-----|----|-------|

| | | | |
|------------------------|---------------------|--------------------|----|
| Price | 85.71% 12 | 14.29% 2 | 14 |
| Walk-through the house | 85.71% 12 | 14.29% 2 | 14 |
| Energy performance | 85.71% 12 | 14.29% 2 | 14 |
| Used technology | 78.57% 11 | 21.43% 3 | 14 |
| Statement of occupant | 66.67% 10 | 33.33% 5 | 15 |
| Contacts | 69.23% 9 | 30.77% 4 | 13 |
| Funding system | 57.14% 8 | 42.86% 6 | 14 |

Q4 PLUS Energy educational programme in schools (DSI5): PEB technologies should be part of the physic curricula at secondary schools.

Answered: 15 Skipped: 3



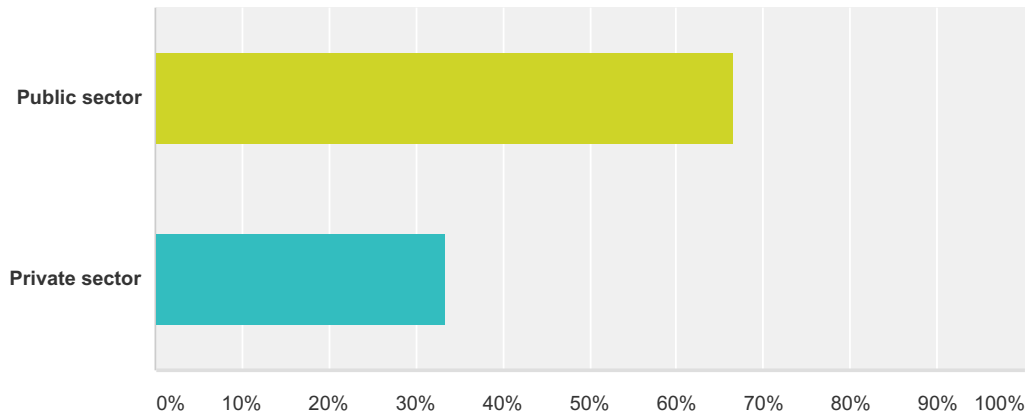
| | YES | NO | Total |
|---------------|--------------|-------------|-------|
| Do you agree? | 73.33% 11 | 26.67% 4 | 15 |

Q5 Why or Why not do we need PEB's in Europe? Please share your opinion with us!

Answered: 6 Skipped: 12

Q6 Which sector are you working in?

Answered: 15 Skipped: 3



| Answer Choices | Responses |
|----------------|-----------|
| Public sector | 66.67% 10 |
| Private sector | 33.33% 5 |
| Total | 15 |

Q7 Personal information - voluntary

Answered: 10 Skipped: 8

| Answer Choices | Responses |
|-----------------|------------|
| Name | 90.00% 9 |
| Company | 0.00% 0 |
| Address | 0.00% 0 |
| Address 2 | 0.00% 0 |
| City/Town | 0.00% 0 |
| State/Province | 0.00% 0 |
| ZIP/Postal Code | 0.00% 0 |
| Country | 100.00% 10 |
| Email Address | 80.00% 8 |
| Phone Number | 0.00% 0 |